

SCX1 Studio Condenser Microphone

OVERVIEW

The SCX1 is a professional studio cardioid condenser microphone designed for a wide variety of recording, broadcast and live sound applications. Known for its high sensitivity, pin-point accuracy, low profile and consistency, the SCX1 is also available with hypercardioid (model SCX1HC) or omnidirectional (model SCX1O) capsules.

With a smooth uniform frequency response from 40 Hz - 20 kHz, the SCX1 is very consistent when responding to on and off-axis signals, and exhibits excellent phase coherence and minimal proximity effect. The SCX1 is characterized with a wide cardioid polar pattern; this, coupled with the high output and sensitivity of the microphone, makes the SCX1 an ideal choice for miking drum overheads, instruments, room ambience, orchestral sections, stringed instruments, piano, vibes and sound effects.

Other features include a 21 mm gold vapor capsule, miniaturized electronics and an extremely small footprint. The SCX1 will handle sound pressure levels of 130 dB and will provide up to 20 dB of ambient noise rejection. In addition to acoustic instruments, the SCX1 is an excellent choice for group vocals, speech or Foley work. The SCX1HC has become a popular choice for interior dialogue boom pole miking. It has a precision machined brass body, interchangeable capsules, black multi-layer class 'A' liquid finish and gold plated XLR connector. The SCX1 is manufactured to exacting standards and tight tolerances.

MODEL VARIATIONS

SCX1CMP - Matched pair cardioid

SCX1HC - Hypercardioid

SCX1O - Omni

SUPPLIED ACCESSORIES

CASEWOOD - Foam lined wooden case.

DCLIP - Heavy-duty nylon molded snap on clip.

WS81C - External foam windscreen for reducing wind, sibilance, and pop noise.

OPTIONAL ACCESSORIES

APS2 - Two-channel 48 V phantom power supply. 110 V switchable to 240 V. Detachable power cord.

DFLEX - Dual pivot rim mounted clip with extra wide butterfly jaws.

STANDKD - Short pedestal stand with telescoping boom arm.

SMT25 - Low profile shock mount system with nylon cable and thumbscrew for positioning.

PD133 - Optional two-layer mesh pop diffuser for controlling acoustic plosives.

CBL20 - 20' premium XLR-XLR balanced mic cable. Quad conductor, twisted pair with braided shield for conductivity. 6 mm PVC jacketed.

P1 - Carrying pouch.



FEATURES

- Professional, studio quality cardioid condenser
- Extremely sensitive with pin-point accuracy
- 21 mm gold vapor capsule with modular design
- Designed, machined, assembled & tested in the USA
- 3 year warranty

APPLICATIONS

- Studio vocals, group vocals
- Speech
- Overheads, hi-hat
- Orchestra, symphony
- Acoustic stringed instruments
- Piano, vibes, flute, bells, chimes, marimba
- Audience mics for in-ear monitors



CASEWOOD



DCLIP



WS81C



APS2



DFLEX



STANDKD



SMT25



PD133




P1

SCX1

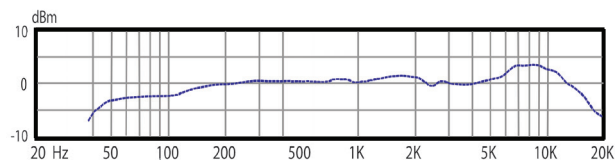
SPECIFICATIONS

Transducer Type	Condenser
Frequency Response	40 Hz - 20 kHz
Polar Pattern	Cardioid / Hypercardioid / Omni
Output Impedance	200 ohms
Sensitivity	26 (C) 17 (HC) 15 (O) mV / Pa @ 1k
Equivalent Noise Level	14 dB (A-weighted)
Signal to Noise Ratio	80 dB
Maximum SPL	≥130 dB
Dynamic Range	116 dB
Power Requirements	48-52 V phantom
Connector	3-pin XLRm
Polarity	Positive pressure on diaphragm produces positive voltage on pin 2 relative to pin 3 of output XLR connector
Materials / Finish	Machined Brass / Black Finish
Weight	114 g / 4 oz
Length	104 mm / 4.1 in

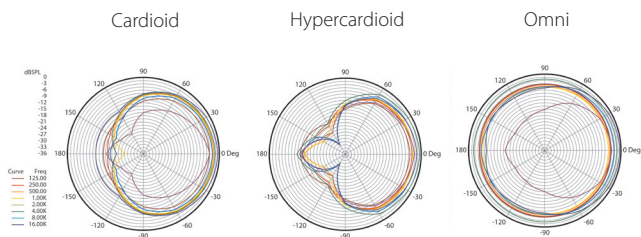
DIMENSIONS (mm)



FREQUENCY RESPONSE



POLAR PATTERNS



PRODUCT REGISTRATION: Please register your product online at www.audixusa.com/docs_12/about/product_registration.shtml.

SERVICE AND WARRANTY: This microphone is under warranty for a period of 3 years to be free of defects in material and workmanship. In the event of a product failure due to materials or workmanship, Audix will repair or replace said product at no charge with proof of purchase. Audix does not pay or reimburse shipping costs for warranty repairs or returns. The warranty excludes any causes other than manufacturing defects, such as normal wear, abuse, environmental damage, shipping damage or failure to use or maintain the product per the supplied instructions. No Implied Warranties: All implied warranties, including but not limited to implied warranties of merchantability and fitness for a particular purpose are hereby excluded. The liability of Audix, if any, for damages relating to allegedly defective products shall be limited to the actual price paid by Dealer for such products and shall in no event include incidental or consequential damages of any kind. Should your microphone fail in any way, please contact the Audix Service department at 503.682.6933. A Return Authorization is required before returning any product. OTHER THAN THIS WARRANTY, AUDIX MAKES NO WARRANTIES, EXPRESS OR IMPLIED, WITH RESPECT TO THE PRODUCTS, THE USE OF THE PRODUCTS, THE PERFORMANCE OF THE PRODUCTS. AUDIX SHALL NOT BE LIABLE FOR SPECIAL INCIDENTAL, CONSEQUENTIAL, INDIRECT OR SIMILAR DAMAGES ARISING FROM OR BASED ON THE SALE, USE, STORAGE OR DISPOSAL OF THE PRODUCTS, AUDIX'S SERVICE WORK, BREACH OF WARRANTY, BREACH OF CONTRACT. NEGLIGENCE, OR ANY OTHER THEORY OF LIABILITY, EVEN IF AUDIX HAS BEEN ADVISED OF THE POSSIBILITY OF SUCH DAMAGES.

ARCHITECT AND ENGINEER SPECIFICATIONS

The microphone shall be of the condenser type with a modular threaded capsule available in cardioid, hypercardioid, and omnidirectional polar patterns. The microphone shall operate on 48-52 Volts phantom power and the nominal output impedance shall be equal to 200 ohms at 1 kHz. The microphone shall have a sensitivity of 26 mV (C), 17 mV (HC), 15 mV (O) / Pa at 1 kHz. The microphone shall have a maximum SPL level of 130 dB with a THD of 0.5%. The microphone shall have a capsule housing and body machined of brass with dimensions of 19 mm diameter at the base, 21 mm in diameter at the widest point on the grill and 104 mm in length.

OPERATION AND MAINTENANCE

The SCX1 is a low impedance microphone and should be plugged into a "mic level" input on your console, mixer, or recording device. The SCX1 requires phantom power and will NOT operate without phantom power voltage (48 Volts recommended) which is available on most professional mic preamps and mixing devices. If phantom power is not available on your equipment, use a phantom power supply such as the Audix APS2.

Avoid plugging or unplugging the microphone from a PA system unless the channel is muted or the volume of the system is turned down. Failure to do so may result in a loud "popping" noise which could seriously damage the speakers in the PA system, studio monitors or headphones.

USER TIPS

The SCX1 is a world class recording microphone with very high output and sensitivity. The SCX1 and SCX10 generally are not intended to be used at very close range, especially with instruments that produce high sound pressure levels.

For acoustic instruments: In general, the working range should be from 1-2 feet, depending on the instrument and room acoustics.

For voice: The minimum distance is 8-10 inches for a single voice.

For group vocals: The distance should be 2-3 feet.

For drum overheads: The microphones should be in a vertical position and placed above the cymbals by 1 1/2-2 feet and equidistant from the snare.

For high hat: Use the SCX1HC and place 4-6 inches above the outer rim of the high hat cymbal.

For bottom snare: Place the SCX1 or SCX1HC 3-4 inches beneath the snare aimed up towards the snares. If miking both top and bottom of the snare, flip the phase on the bottom mic.

For piano: For live performance and live recordings, it is sometimes required to use the short stick or closed lid in order to minimize the surrounding instruments from "bleeding" into the piano mics. In these cases, it is suggested to use the Audix DFLEX mounting clips which enable the SCX1 to be mounted right on to the rail of the piano. The mics can be positioned horizontal to the sound board, typically one towards the front of the keyboard and one towards the rear of keyboard towards the bass strings.

Further miking techniques may be found at www.audixusa.com.